



Cat Containment Survey

Dog and Cat Management Board

The Square Holes Team:

Dylan Jacob [Research Manager / Analyst]

Jason Dunstone [Managing Director]

Christine Dunstone [General Manager]

Data Collected:

30th August – 2nd September 2022

Client Contact:

Mandy Barlow [Communications and Engagement Officer]



Background

The Dog and Cat Management Board works with key partner organisations and the State Government to improve dog and cat management in South Australia. Using research and expertise the Board ensures that regulatory and legislative framework has been reviewed and amended.

Options are currently being explored as to the implementation of cat containment rules in South Australia. As part of a community consultation process, Square Holes has been commissioned to conduct an online survey of the South Australian general population, to explore support for proposed containment and cat management rules and preferences for the method of implementation to help guide decision making and strategies.



Government of South Australia
Dog and Cat Management Board



Mission

Understand current behaviours of cat ownership and explore sentiment towards cat containment rules

Objectives

- | Measure current cat ownership and management
- | Explore perceptions / support for cat containment and other management rules
- | Explore attitudes towards preferred implementation

Methodology and approach

The research methodology consisted of an online survey of South Australian residents from metropolitan and regional areas.

The overall number of responses for the survey was 607 – statistically valid to conduct meaningful and robust analysis.

Data has been weighted against South Australian general population ABS data of age, gender and location.

This project was carried out in compliance with ISO 20252.

Survey Sample:

Sample achieved	607
Sample source	Online research panel
Distribution of survey	Square Holes
Questionnaire length	5 mins
Collection Dates	30 th Aug – 2 nd Sep 2022

Target Audience

South Australian general population



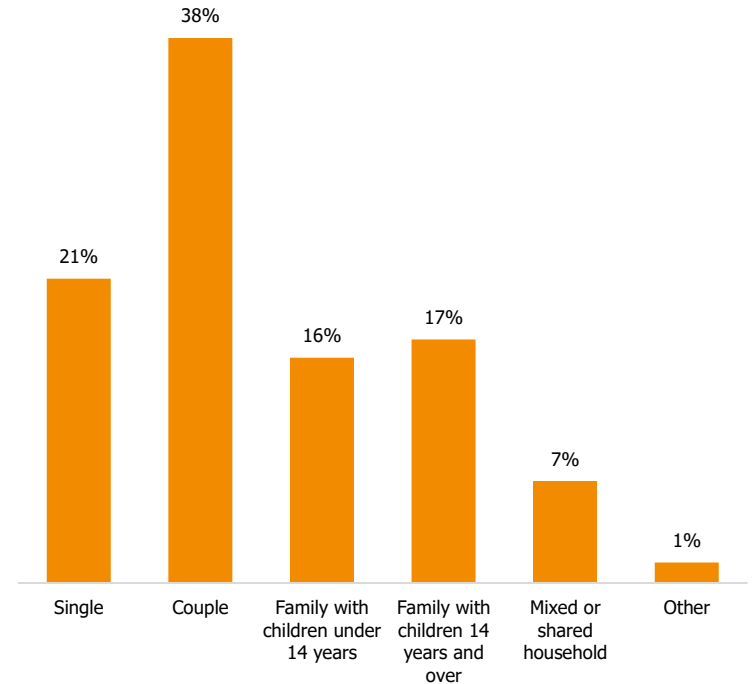
Respondent profile

Age, gender and location	
	Total
18 to 24	11%
25 to 34	17%
35 to 44	16%
45 to 54	16%
55 to 64	18%
65+	22%
Male	49%
Female	51%
Metropolitan Adelaide	80%
Regional South Australia	20%
Column n	607

Cat ownership and dwelling type	
	Total
Own a cat	33%
One	72%
Two	23%
Three	5%
More than three	1%
Do not own a cat	67%
House (self-owned)	70%
House (rented)	19%
Apartment	8%
Other	3%
Column n	607

Household situation

[n=607]



Executive Summary



Dashboard

Sentiment towards containment rules

	Total	Cat owners	Non-owners
Support (top 2)			
Cats should be kept on their property overnight	89%	86%	90%
Cats to be easily identified by wearing a collar and identification tag	82%	63%	92%
Rules to prevent cats from being a nuisance	78%	67%	83%
Support for cat owners to adjust to any new rules	74%	75%	74%
Cats should be kept on their property at all times	74%	69%	76%
Cat registration fees to help fund state-wide cat management	73%	49%	84%
Preferred method of implementation			
Phased-in approach: start keeping cats in overnight, changing to all hours over time	46%	52%	43%
State-wide blanket approach: contain all cats from a specific date	36%	17%	45%
Generational approach: only cats adopted or purchased after a specified date	18%	31%	12%
Reasonable timeframe for implementation			
Less than 3 years	65%	49%	73%
3 years	19%	28%	15%
5 years	6%	11%	4%
7 years	4%	6%	3%
Column n	607	204	403



Key insights

1

Majority (61%) of cat-owners keep their cat(s) indoors at all times or contained on a lead, or within their property. 23% only keep their cat(s) indoors at night, whilst 16% allow their cat(s) outdoors as it likes

2

37% are aware of stray cats in their suburb, yet 72% never or rarely experience nuisance from roaming cats. Unpermitted wandering onto property and defecation are primary nuisance behaviours experienced however

3

Almost all (89%) support cats being kept on their properties overnight. Enforcement of easily identifiable collars and tags and registration fees causes the greatest disparity in support across cat owners and non-owners

4

A phased-in approach is most consistently supported amongst owners and non-owners, yet non-owners slightly prefer a state-wide blanket approach, whereas this option is least supported by owners. 3 years or (preferably) less is an agreed upon reasonable timeframe to implement

5

Both owners and non-owners raise concerns over cat wellbeing should containment be implemented, whilst owners also express fears over difficulty in managing such containment and the associated costs





“

I don't think cats should have as much freedom as they do to roam around outside. We don't allow dogs to do this, so I feel cats should have the same rules in order to protect local wildlife and also for the cats safety

Non-owner

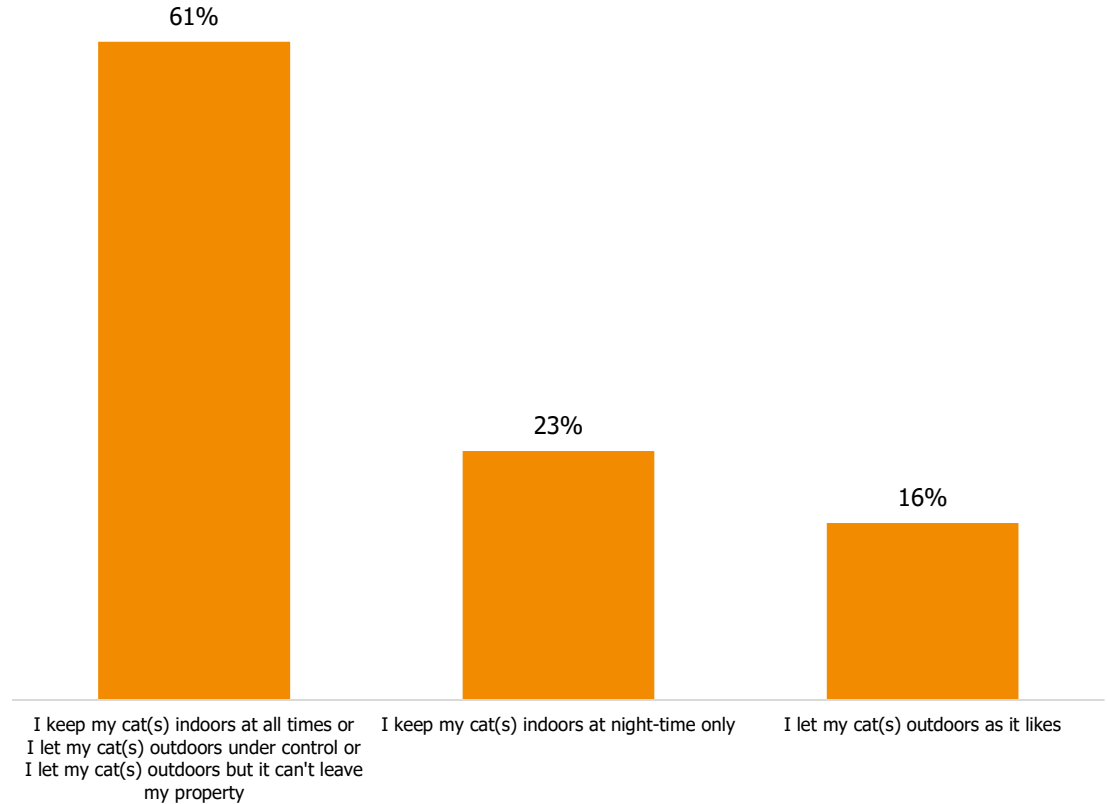
Survey Findings



Current cat management

- Majority of owners keep their cat(s) indoor at all times
- 39% leave their cat uncontained at least during the day (23% indoors at night-time only, 16% outdoors as they like)

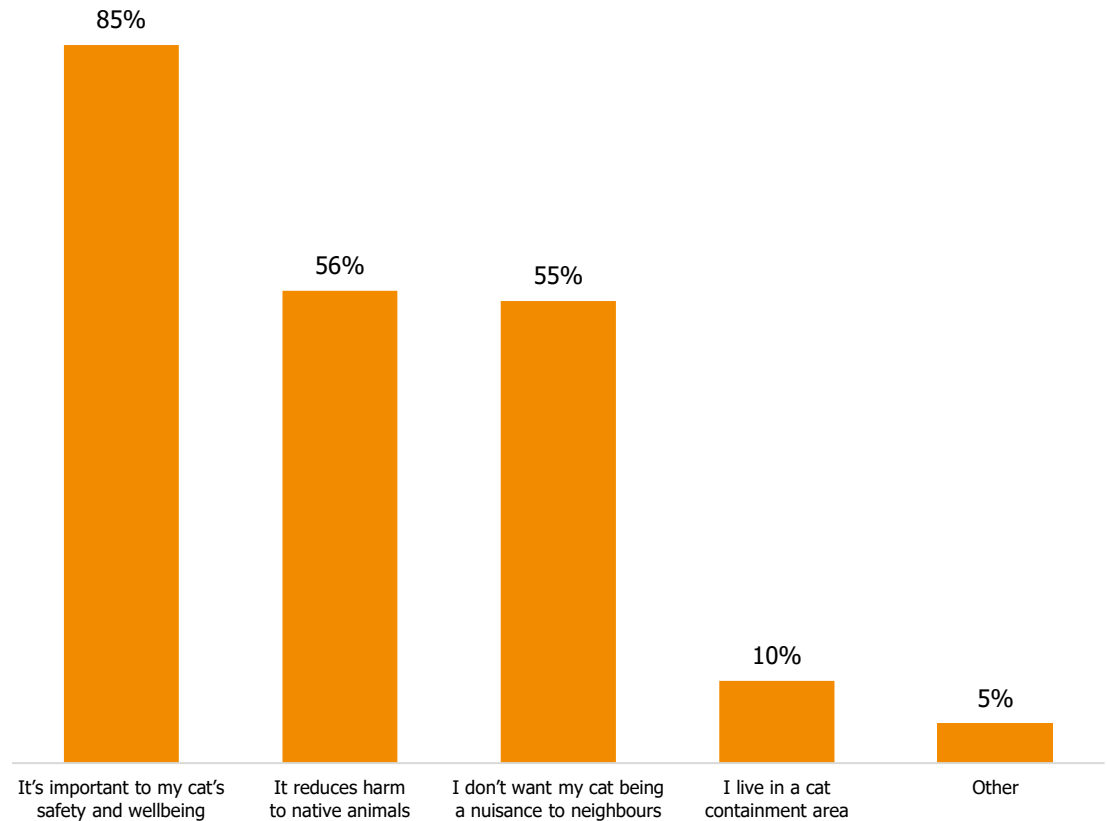
[Cat owners, n=204]



Reasons for containment

- Most important to owners in the decision to keep their cat contained is for it's safety and wellbeing
- Reducing harm to native animals and limiting nuisance to neighbours is also a consideration for over half of respondents

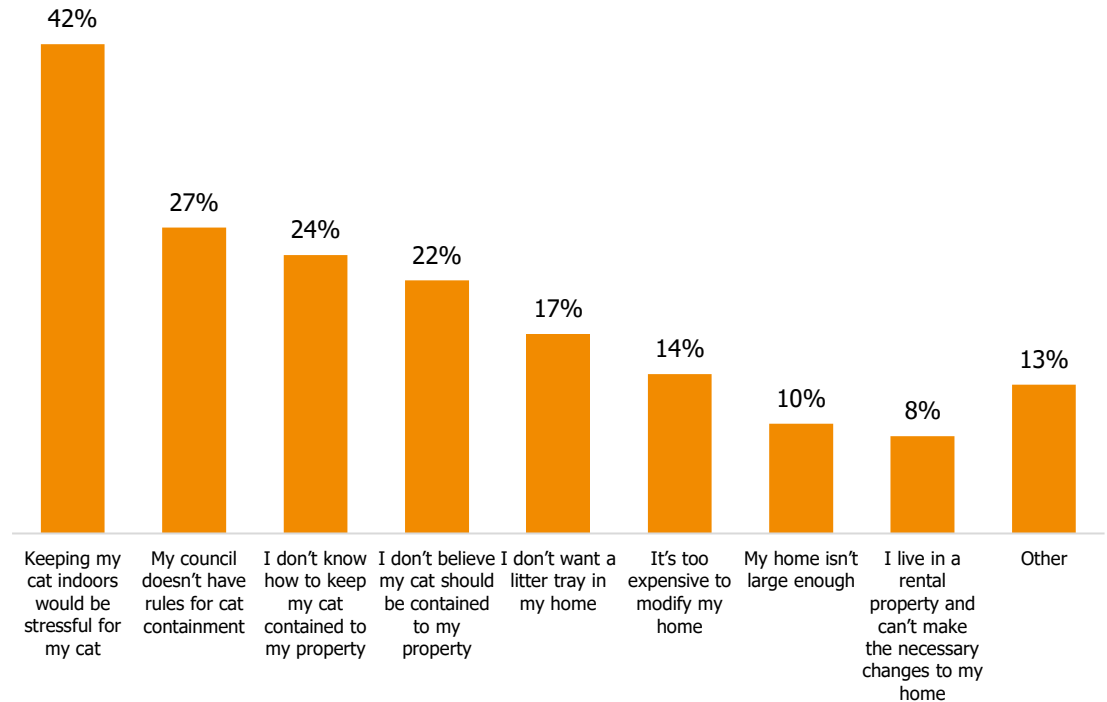
[Cat owners with indoor / contained cats, n=169]



Reasons for non-containment

- Similarly to those who keep their cat(s) contained, those who let their cat(s) outdoor as it likes cite wellbeing (in this case stress) as the most important factor behind their decision
- 24% believing a lack of education as how to properly contain their cat(s) on their property as reason for letting them out as they wish

[Cat owners with outdoor / non-contained cats, n=35]



Stray and community cats

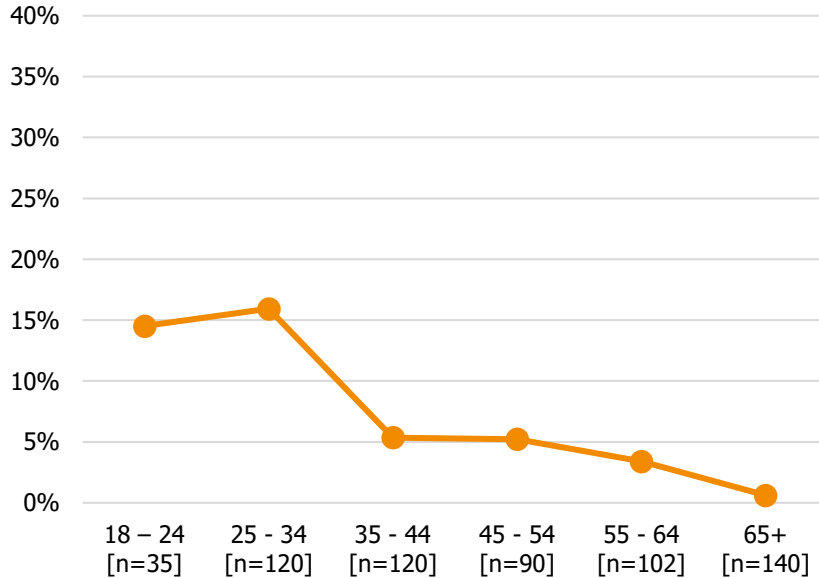


37%

Aware of stray / community cats in their suburb
[n=607]

Feed or care for cat(s) they don't own

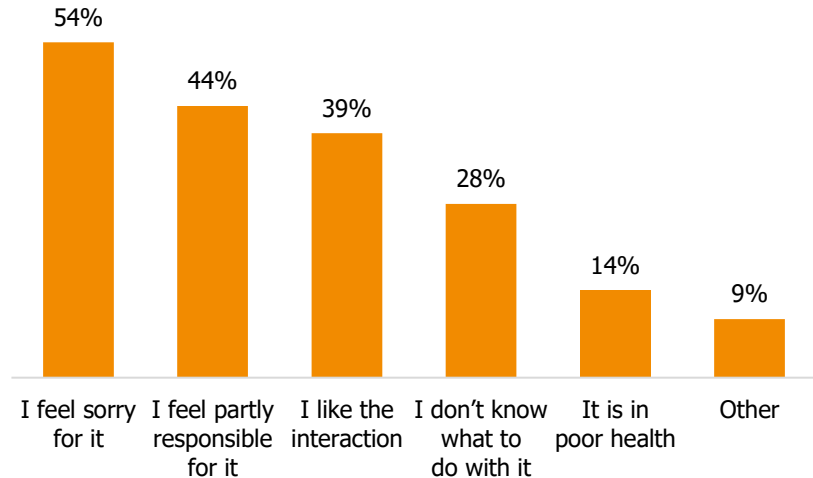
[% of yes responses, by age]



- Over a third (37%) of respondents are aware of strays in their suburb – 7% of whom feed or care for them (incidence decreasing with age)
- Feeling sorry (54%) or responsible (44%) for strays is most responsible for driving such behaviour

Reasons for feeding or caring for strays

[n=36]



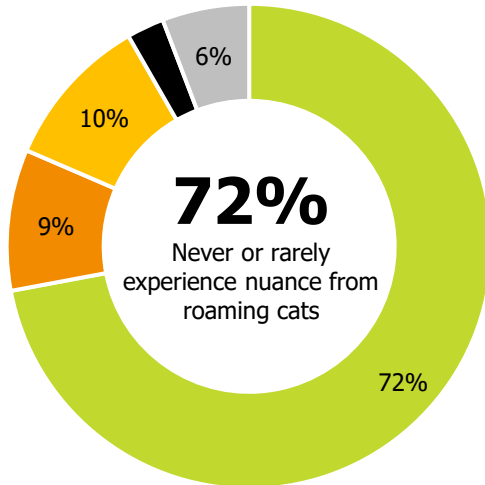
Nuisance from roaming cats

- 38% rarely experience nuisance from cats, whilst 34% never do. Roaming cats wandering onto others property without permission and/ or defecating or urinating are core nuisance behaviours experienced by those impacted at least rarely

Frequency of nuisance from roaming cats

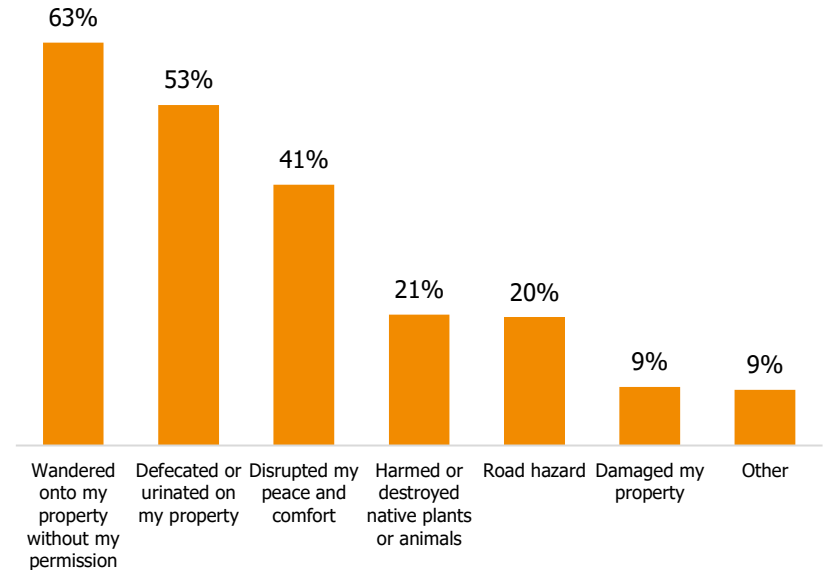
[n=607]

■ Never or rarely ■ Daily ■ Weekly ■ Fortnightly ■ Monthly



Nuisance behaviours experienced

[n=411]



Unprompted areas for stricter rules

- Generally unprompted feedback regarding cat ownership rules related to stronger containment enforcement, better registration policies and mandatory desexing and microchipping of all owned cats

Key themes

Containment (Especially overnight)

- All aspects should be stricter. I live in a bush land setting, abundant with native birds and lizards. Cats are not welcome here and I actively chase them away. Cat curfews should absolutely be in place and enforced. Cats should be largely indoors or in an outdoors enclosure
- Cats should be kept indoors and not free to roam outdoors at free will. If outdoors, they should be supervised and returned indoors
- Cats should be contained in yards the same as dogs
- I believe all cats should be kept indoors or in a secure enclosure outdoors. No cats should be able to roam free
- I believe straying cats cause problems by fighting with contained pet cats. Stricter rules should apply similarly to dog rules
- Yes, they should be kept in at night as my garden is being ruined by them defecating on them
- Yes. Cat ownership is not a licence to let them roam rather an education process subject to sanctions where appropriate

Registration

- All cats should be registered, with collars and microchips
- Better registration system to ensure the owner of the cat can be identified to be held accountable
- Register them, it's funny because we talked about this at work today. I have 2 registered dogs both the size of cats and they have to be registered every year and they never leave my yard, cats roam at night and kill other animals, I don't get it
- Registration of cats to determine ownership and identify strays
- Should be registered like dogs and mandatory collar with bell to protect wildlife but would be better if they were not allowed to roam outside at all
- People should be fined for not having their cats registered
- It should be illegal to own a cat that is not registered

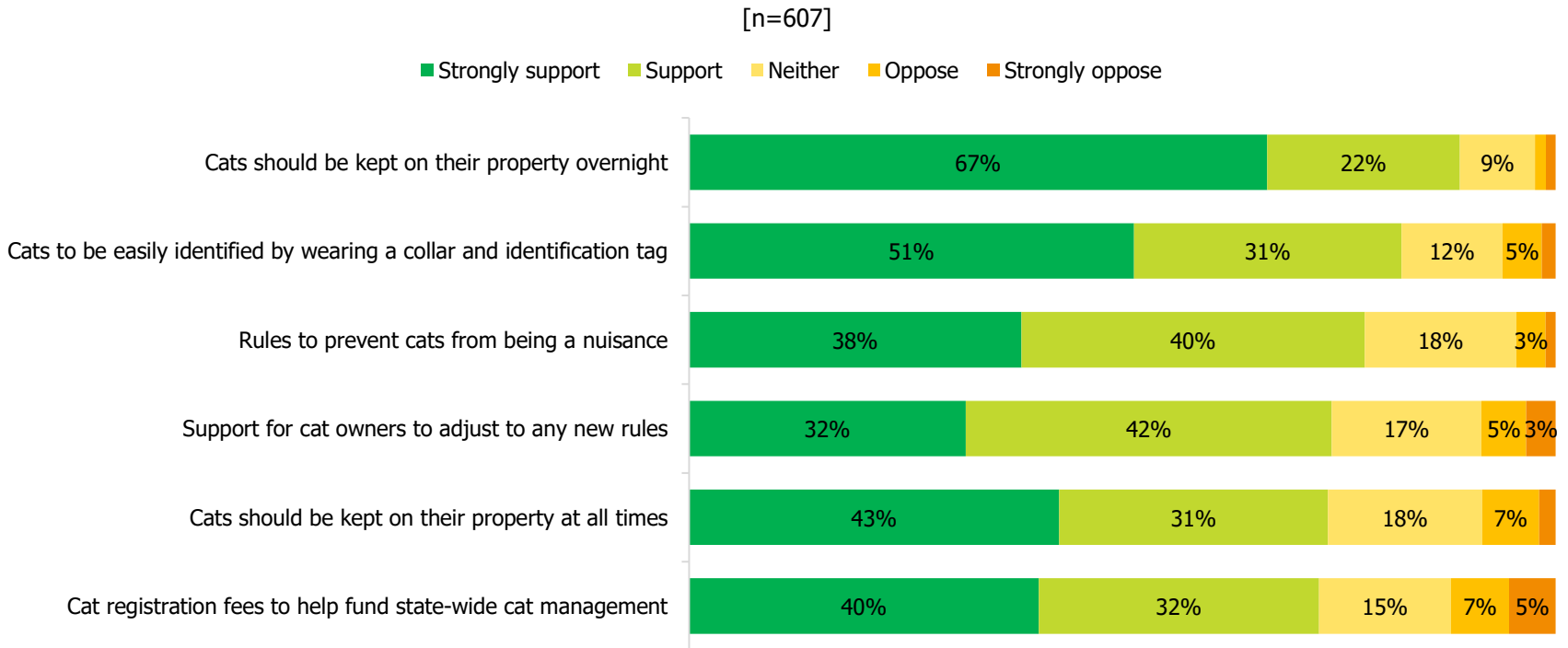
Desexing and microchipping

- All cats should be desexed and microchipped. Tighter restrictions on breeding and harsher penalties for illegal breeding, this should also apply to dogs
- Desexed and kept inside
- I think unless you breed cats you should have them neutered. If they do get out then that way they can't impregnate other cats
- Keeping your cat contained and not allowed to wander at any time of the day. Microchip and mandatory desexing, paid registration with annual fee. Limited number of cats per household. Only registered breeders can breed and sell cats
- They should be exactly the same as dogs. Must pay registration, must be microchipped, must stay on owners property at all times unless under control of owner. Should be desexed
- Yes, if not for breeding purposes. desexing should be mandatory. Just like dogs if cats are outside they should be in a secure area that they can not escape from

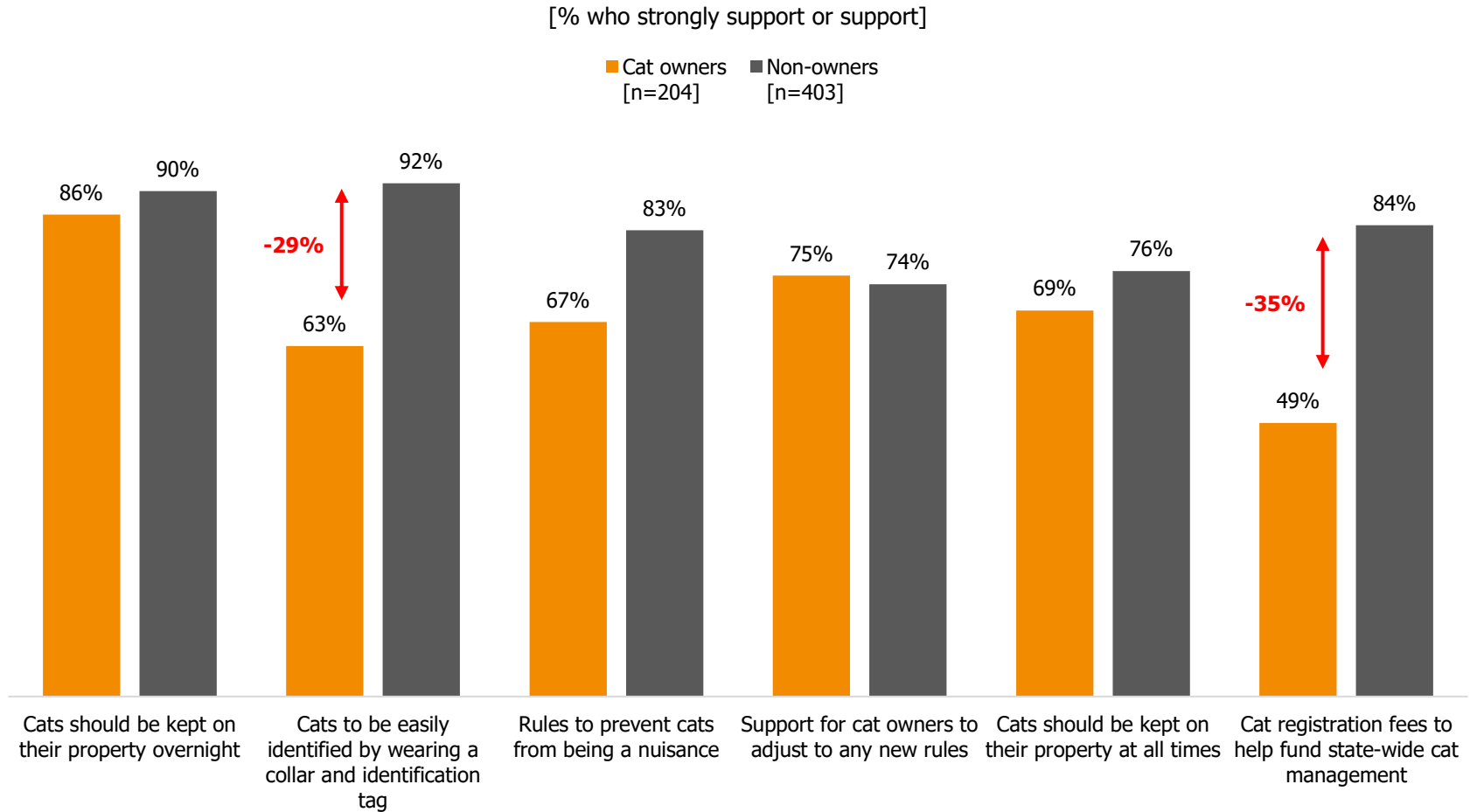


Support for cat management policies

- Strongest support can be seen for keeping cats on their property overnight and ensuring they are easily identified by wearing a collar or identification tag
- Opposition is low across all options, with cat registration fees citing the greatest opposition at 12%

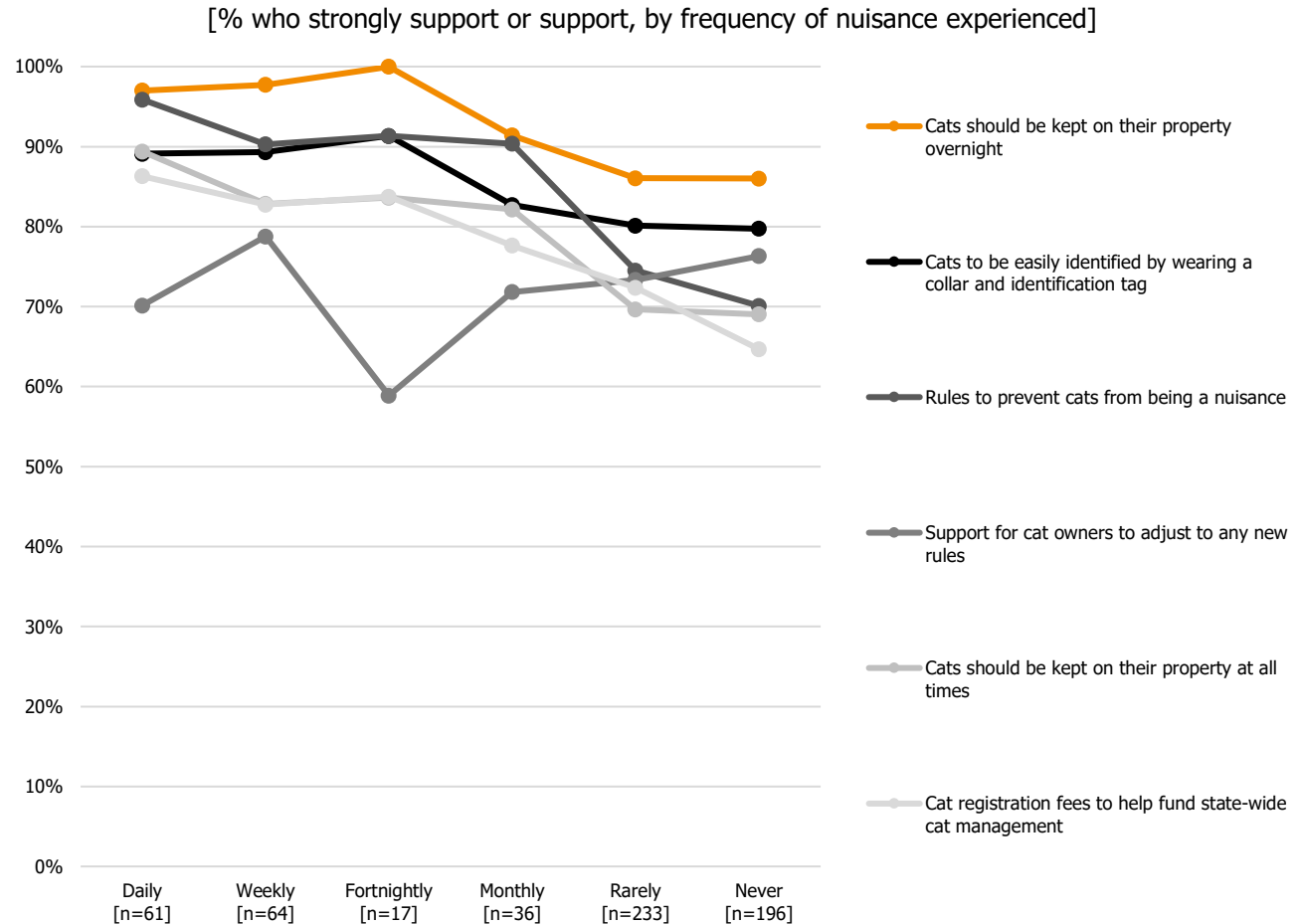


Cat owners vs. non-owners



Frequency of nuisance

- Generally, support for proposed cat management rules decreases as experience with cat nuisance decreases



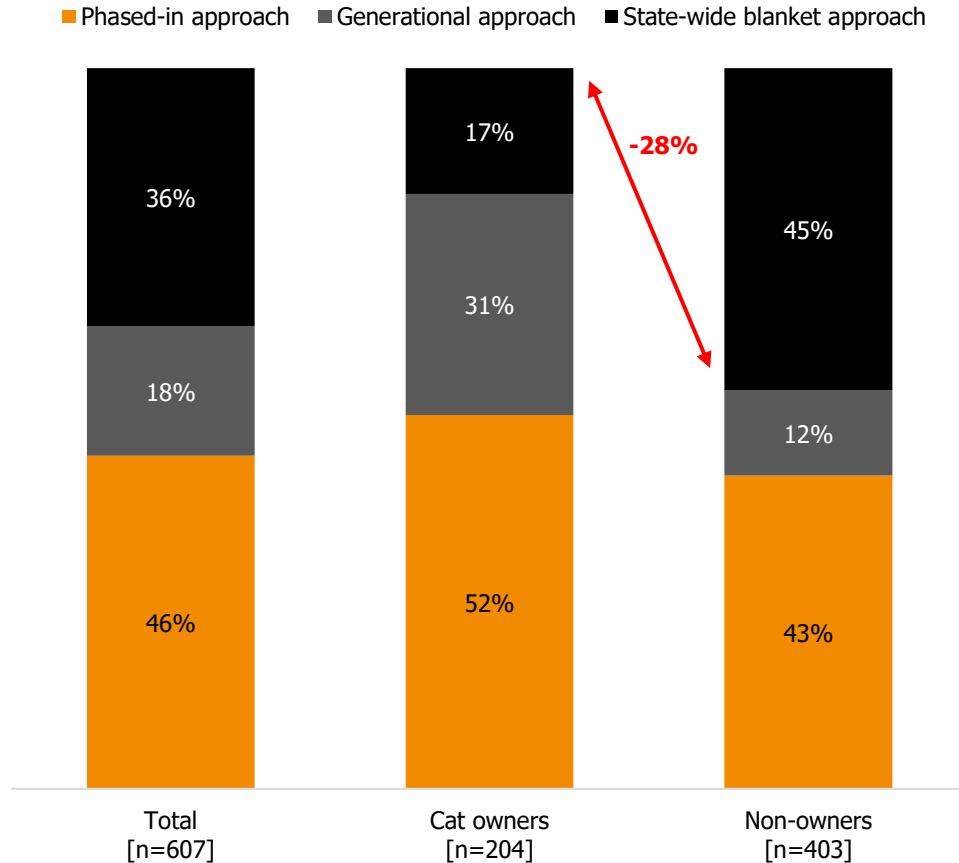
Note: Some small sample sizes

Q12. To what extent do you support or oppose the following options for cat management on a state-wide level?



Implementation of cat containment rules

Preferred method of introduction



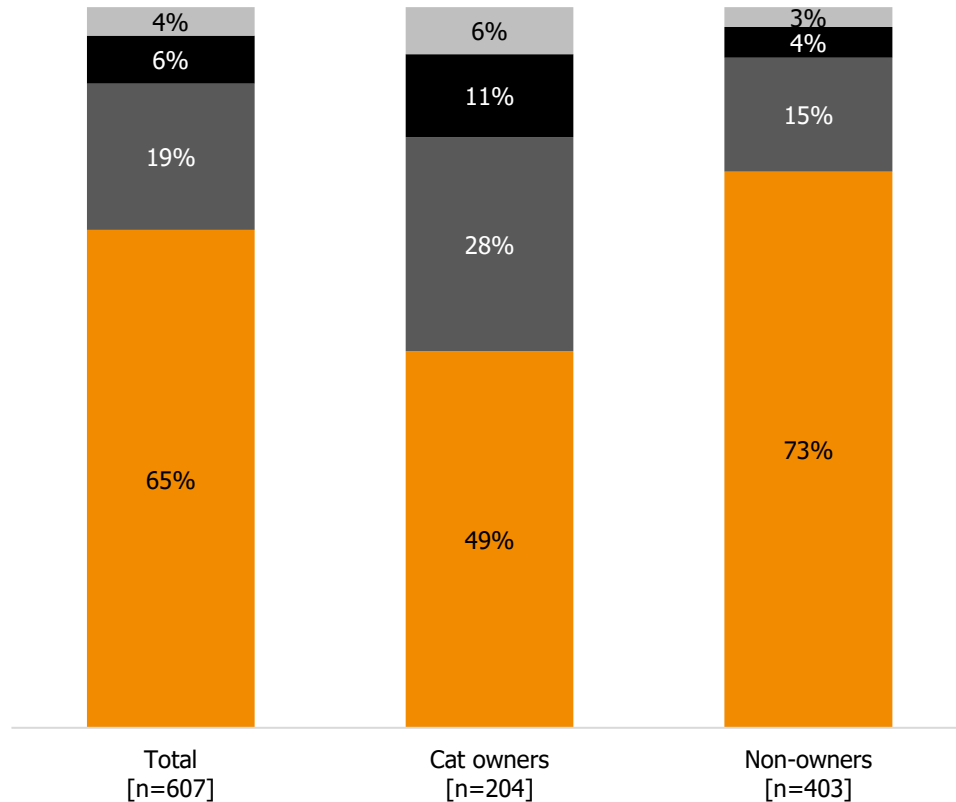
- A phased-in approach is the preferred method for cat owners and is reasonably supported by non-owners (yet they have a slightly greater preference for a state-wide blanket approach)
- Where near one third (31%) of cat owners believe a generational approach is most appropriate, just 12% of non-owners agree
- The greatest disparity in preference between owners and non-owners being noted in the state-wide blanket approach



Timeframe for implementation of containment rules

Preferred timeframe of introduction

■ Less than 3 years ■ 3 years ■ 5 years ■ 7 years



- Less than three years is viewed as the most reasonable timeframe for the introduction of cat containment rules by cat owners and non-owners alike – though non-owners observe a higher preference for this response than owners (73% and 49% respectively)
- Three years or less is most reasonable with 84% of all respondents selecting a response within this timeframe



Concerns with the concept of cat containment

Key themes

Cat owners

Difficulty in / opposition to keeping cats contained all the time

- Cats are not dogs, their containment is not natural
- Cat becomes very distressed being kept inside
- It is cruel on cats to contain them
- It can be very difficult to keep the cat inside all day, as soon as you open a door they try to rush out and you can't always physically stop them. Cats can jump over fences easily and installing cat proof fences would be a good idea, but very costly, and really not feasible for existing properties. It could be legislated that all new fences be made cat proof but this would be a very long term solution
- My cat would not be used to this type of containment and it would be very difficult to keep the cat inside when it has been allowed to be outside every day. Cats love to roam. If I knew these were the rules, I would not have bought a cat.

Associated costs of containment

- I fear it will be impossible to contain cats on a property unless a structure such as a run is built and this will be expensive
- Infrastructure required to contain a cat is substantial
- It is expensive to keep cats contained and ruins your yard aesthetic and usage
- This will be a significant change and potentially cost to owners. This could result in non-compliance in low socio economic areas and in turn if there are penalties, would contribute to furthering the level of disadvantage. If any new rules that come at a cost or effort to owners is implemented they should be fully supported by government or other funds and rolled out over an appropriate timeframe and with ample support in doing so
- Yeah what does it mean for renters, and the cost for it, will that be subsidised?

Non-owners

Some concern for the wellbeing of cats

- Personally having had a number of cats I know that it is in their nature to roam. I would be concerned about cats who are used to being allowed to roam freely suddenly being forced to stay indoors. It could be distressing for the cat and owner
- It is a bit cruel for the cat
- I would be worried that people would dump their cat if the rules were 'too hard' for them to follow or something bad would happen to the cat
- Concerns regarding people's ability to do this and the cats wellbeing
- So long as the welfare of the animal is kept in mind

Desire for a quicker rollout

- Yes. There should be no delay in taking action. This is such a serious social and environmental issue. I actually like cats, but I'm conscious of their impact and sadly, there seem to be few responsible cat owners. In fact, the majority of cat owners seem to have a sense of entitlement about their animals' 'freedom to roam'. This attitude needs to be turned on its head so that roaming cats are seen for the environmental disaster that they are. A serious marketing campaign that puts a spotlight on responsible cat ownership needs to accompany any strategy
- The sooner the better
- No concerns . This is long overdue and should be introduced asap
- No and would love it to start asap



Data Tabs



SQ1. In which of the following age ranges do you fall?

Column %	Total	18 – 24	25 - 34	35 - 44	45 - 54	55 - 64	65+	Male	Female	Metro	Regional	Cat owners	Non-owners	House (self-owned)	House (rented)	Apartment
18 – 24	11%	100%	0%	0%	0%	0%	0%	12%	11%	9%	22%	12%	11%	11%	14%	7%
25 – 29	8%	0%	50%	0%	0%	0%	0%	9%	8%	10%	2%	14%	6%	5%	15%	20%
30 – 34	8%	0%	50%	0%	0%	0%	0%	8%	8%	9%	6%	10%	7%	8%	11%	9%
35 – 39	8%	0%	0%	52%	0%	0%	0%	8%	8%	9%	4%	8%	8%	9%	9%	6%
40 – 44	8%	0%	0%	48%	0%	0%	0%	8%	7%	8%	4%	8%	7%	8%	4%	12%
45 – 49	8%	0%	0%	0%	50%	0%	0%	8%	8%	7%	11%	6%	9%	9%	6%	7%
50 – 54	8%	0%	0%	0%	50%	0%	0%	8%	8%	7%	11%	9%	7%	9%	7%	5%
55 – 59	8%	0%	0%	0%	0%	45%	0%	8%	8%	8%	9%	9%	7%	7%	12%	8%
60 – 64	10%	0%	0%	0%	0%	55%	0%	7%	13%	10%	12%	9%	10%	11%	9%	6%
65 – 69	8%	0%	0%	0%	0%	0%	36%	9%	7%	8%	5%	5%	9%	8%	8%	7%
70 – 74	7%	0%	0%	0%	0%	0%	33%	7%	7%	7%	7%	6%	8%	9%	1%	5%
75 – 79	5%	0%	0%	0%	0%	0%	21%	4%	5%	5%	3%	3%	6%	5%	3%	8%
80+	2%	0%	0%	0%	0%	0%	10%	4%	1%	2%	2%	0%	3%	2%	1%	0%
Prefer not to say	0%	0%	0%	0%	0%	0%	0%	0%	0%	0%	0%	0%	0%	0%	0%	0%
Column n	607	35	120	120	90	102	140	296	310	485	122	204	403	428	113	51



SQ2. What is your gender?

Column %	Total	18 – 24	25 - 34	35 - 44	45 - 54	55 - 64	65+	Male	Female	Metro	Regional	Cat owners	Non-owners	House (self-owned)	House (rented)	Apartment
Male	49%	51%	50%	50%	49%	41%	53%	100%	0%	48%	52%	45%	51%	50%	44%	59%
Female	51%	49%	49%	50%	51%	59%	47%	0%	100%	52%	48%	55%	49%	50%	56%	41%
Non-binary	0%	0%	1%	0%	0%	0%	0%	0%	0%	0%	0%	0%	0%	0%	0%	0%
Prefer not to say	0%	0%	0%	0%	0%	0%	0%	0%	0%	0%	0%	0%	0%	0%	0%	0%
Column n	607	35	120	120	90	102	140	296	310	485	122	204	403	428	113	51



SQ3. Which region do you live in?

Column %	Total	18 – 24	25 - 34	35 - 44	45 - 54	55 - 64	65+	Male	Female	Metro	Regional	Cat owners	Non-owners	House (self-owned)	House (rented)	Apartment
Metropolitan Adelaide	80%	61%	90%	89%	72%	77%	84%	79%	81%	100%	0%	82%	79%	80%	77%	89%
Regional South Australia (including Adelaide Hills and Mount Barker)	20%	39%	10%	11%	28%	23%	16%	21%	19%	0%	100%	18%	21%	20%	23%	11%
Elsewhere	0%	0%	0%	0%	0%	0%	0%	0%	0%	0%	0%	0%	0%	0%	0%	0%
Column n	607	35	120	120	90	102	140	296	310	485	122	204	403	428	113	51



SQ4. Which Council area do you live in? (1/3)

Column %	Total	18 – 24	25 - 34	35 - 44	45 - 54	55 - 64	65+	Male	Female	Metro	Regional	Cat owners	Non-owners	House (self-owned)	House (rented)	Apartment
City of Onkaparinga	10%	2%	5%	14%	17%	10%	13%	10%	11%	12%	3%	9%	11%	12%	7%	2%
City of Salisbury	8%	5%	3%	13%	6%	6%	10%	7%	9%	9%	1%	8%	8%	9%	8%	0%
City of Marion	7%	5%	9%	4%	7%	7%	11%	8%	6%	9%	0%	9%	6%	7%	6%	7%
City of Tea Tree Gully	7%	2%	4%	8%	5%	8%	11%	5%	8%	8%	2%	5%	8%	8%	5%	0%
City of Charles Sturt	7%	3%	10%	5%	4%	14%	2%	5%	8%	8%	0%	6%	7%	7%	6%	8%
City of Port Adelaide Enfield	6%	3%	6%	8%	4%	9%	6%	4%	8%	8%	0%	8%	5%	6%	4%	12%
City of Mitcham	5%	14%	2%	5%	8%	3%	2%	8%	3%	6%	1%	2%	7%	6%	3%	2%
Adelaide City Council	5%	3%	15%	4%	1%	3%	2%	7%	3%	6%	0%	7%	3%	3%	5%	17%
City of Burnside	5%	0%	7%	4%	5%	4%	5%	5%	4%	6%	0%	3%	5%	4%	6%	5%
Adelaide Hills Council	4%	23%	4%	2%	0%	1%	3%	6%	2%	1%	16%	4%	5%	5%	2%	2%
City of Playford	4%	1%	4%	2%	6%	4%	5%	3%	5%	4%	3%	4%	4%	4%	5%	2%
City of West Torrens	4%	15%	4%	5%	1%	0%	2%	5%	3%	5%	0%	7%	2%	2%	9%	6%
City of Unley	3%	2%	3%	6%	3%	2%	3%	3%	4%	4%	0%	2%	4%	2%	2%	12%
Campbelltown City Council	3%	0%	6%	2%	3%	2%	4%	3%	3%	4%	0%	3%	3%	4%	1%	3%
City of Holdfast Bay	2%	0%	2%	2%	1%	1%	3%	2%	2%	2%	0%	1%	2%	1%	2%	5%
Alexandrina Council	2%	0%	1%	0%	2%	3%	2%	3%	1%	0%	7%	2%	1%	1%	2%	1%
District Council of Grant	2%	11%	0%	1%	0%	1%	0%	3%	0%	0%	8%	1%	2%	2%	0%	0%
Column n	607	35	120	120	90	102	140	296	310	485	122	204	403	428	113	51



SQ4. Which Council area do you live in? (2/3)

Column %	Total	18 – 24	25 - 34	35 - 44	45 - 54	55 - 64	65+	Male	Female	Metro	Regional	Cat owners	Non-owners	House (self-owned)	House (rented)	Apartment
City of Norwood	1%	0%	1%	2%	3%	1%	2%	1%	2%	2%	0%	1%	2%	2%	0%	2%
Payneham & St Peters	1%	0%	1%	2%	3%	1%	2%	1%	2%	2%	0%	1%	2%	2%	0%	2%
The Barossa Council	1%	1%	0%	0%	3%	0%	3%	1%	1%	0%	7%	1%	2%	1%	1%	3%
Mount Barker District Council	1%	0%	1%	4%	2%	0%	1%	1%	2%	0%	6%	2%	1%	2%	0%	0%
Unsure / Prefer not to say	1%	3%	1%	3%	1%	0%	0%	1%	1%	1%	1%	2%	1%	0%	3%	4%
Town of Gawler	1%	2%	1%	1%	0%	3%	1%	1%	1%	1%	3%	1%	1%	1%	1%	1%
Rural City of Murray Bridge	1%	0%	0%	0%	3%	2%	1%	1%	1%	0%	4%	0%	1%	1%	2%	0%
Town of Walkerville	1%	2%	2%	2%	0%	0%	0%	0%	1%	1%	0%	1%	1%	1%	2%	0%
City of Prospect	1%	0%	3%	0%	0%	1%	1%	1%	1%	1%	0%	1%	1%	0%	2%	1%
Northern Areas Council	1%	0%	0%	0%	2%	1%	1%	0%	1%	0%	3%	0%	1%	1%	1%	0%
City of Whyalla	1%	0%	0%	0%	1%	3%	0%	0%	1%	0%	3%	0%	1%	0%	4%	0%
Port Augusta City Council	1%	1%	0%	0%	0%	3%	0%	0%	1%	0%	2%	1%	1%	0%	2%	0%
District Council of Yankailia	1%	0%	1%	1%	0%	0%	1%	1%	0%	0%	3%	0%	1%	1%	1%	0%
City of Mount Gambier	1%	0%	0%	0%	1%	0%	1%	0%	1%	0%	3%	1%	0%	0%	0%	2%
District Council of Lower Eyre Peninsula	1%	0%	0%	0%	0%	2%	0%	0%	1%	0%	3%	1%	0%	0%	1%	0%
Yorke Peninsula Council	1%	0%	0%	0%	1%	1%	1%	0%	1%	0%	3%	1%	0%	1%	0%	0%
Adelaide Plains Council	<1%	0%	0%	0%	1%	1%	1%	1%	0%	0%	2%	0%	1%	1%	0%	0%
City of Victor Harbor	<1%	0%	0%	1%	0%	0%	2%	1%	0%	0%	2%	0%	0%	1%	0%	0%
Column n	607	35	120	120	90	102	140	296	310	485	122	204	403	428	113	51



SQ4. Which Council area do you live in? (3/3)

Column %	Total	18 – 24	25 - 34	35 - 44	45 - 54	55 - 64	65+	Male	Female	Metro	Regional	Cat owners	Non-owners	House (self-owned)	House (rented)	Apartment
Mid Murray Council	<1%	0%	0%	0%	0%	1%	1%	0%	0%	0%	2%	0%	0%	0%	2%	0%
Regional Council of Goyder	<1%	0%	0%	1%	1%	0%	0%	0%	0%	0%	1%	1%	0%	1%	0%	0%
City of Port Lincoln	<1%	1%	0%	0%	0%	1%	0%	0%	0%	0%	2%	1%	0%	0%	1%	0%
Berri Barmera Council	<1%	0%	0%	0%	1%	0%	1%	0%	0%	0%	2%	1%	0%	0%	0%	2%
District Council of Copper Coast	<1%	0%	0%	0%	0%	1%	1%	0%	0%	0%	2%	0%	0%	0%	1%	0%
Outback Communities Authority	<1%	0%	0%	0%	0%	1%	0%	0%	0%	0%	1%	1%	0%	0%	1%	0%
Light Regional Council	<1%	0%	0%	0%	1%	0%	0%	0%	0%	0%	1%	1%	0%	0%	0%	0%
Municipal Council of Roxby Downs	<1%	0%	0%	0%	1%	0%	0%	0%	0%	0%	1%	0%	0%	0%	1%	0%
Coorong District Council	<1%	0%	0%	0%	1%	0%	0%	0%	0%	0%	1%	0%	0%	0%	0%	0%
Kingston District Council	<1%	0%	1%	0%	0%	0%	0%	0%	0%	0%	0%	0%	0%	0%	1%	0%
Wattle Range Council	<1%	0%	1%	0%	0%	0%	0%	0%	0%	0%	1%	0%	0%	0%	0%	0%
District Council of Coober Pedy	<1%	0%	0%	0%	0%	0%	1%	0%	0%	0%	0%	0%	0%	0%	0%	0%
Renmark Paringa Council	<1%	0%	0%	0%	1%	0%	0%	0%	0%	0%	1%	0%	0%	0%	0%	0%
Tatiara District Council	<1%	0%	0%	0%	1%	0%	0%	0%	0%	0%	1%	0%	0%	0%	0%	0%
Kangaroo Island Council	<1%	0%	0%	1%	0%	0%	0%	0%	0%	0%	0%	0%	0%	0%	0%	0%
Port Pirie Regional Council	<1%	0%	0%	0%	0%	0%	0%	0%	0%	0%	0%	0%	0%	0%	0%	0%
Column n	607	35	120	120	90	102	140	296	310	485	122	204	403	428	113	51



Q1. Do you own a cat(s)?

Column %	Total	18 – 24	25 - 34	35 - 44	45 - 54	55 - 64	65+	Male	Female	Metro	Regional	Cat owners	Non-owners	House (self-owned)	House (rented)	Apartment
Yes	33%	36%	47%	34%	30%	33%	20%	30%	35%	33%	30%	100%	0%	31%	40%	29%
No	67%	64%	53%	66%	70%	67%	80%	70%	65%	67%	70%	0%	100%	69%	60%	71%
Column n	607	35	120	120	90	102	140	296	310	485	122	204	403	428	113	51



Q2. How many cats do you own?

Column %	Total	18 – 24	25 - 34	35 - 44	45 - 54	55 - 64	65+	Male	Female	Metro	Regional	Cat owners	Non-owners	House (self-owned)	House (rented)	Apartment
One	72%	78%	74%	71%	70%	57%	83%	76%	68%	75%	58%	72%		71%	74%	86%
Two	23%	13%	23%	20%	26%	36%	11%	19%	26%	20%	35%	23%		23%	18%	14%
Three	5%	9%	2%	8%	4%	7%	3%	5%	5%	6%	3%	5%		5%	8%	0%
More than three	1%	0%	0%	2%	0%	0%	3%	1%	1%	0%	4%	1%		1%	0%	0%
Column n	204	16	56	43	27	34	28	88	115	163	41	204	0	143	43	15



Q3. Is your cat(s) an indoor or outdoor cat?

Column %	Total	18 – 24	25 - 34	35 - 44	45 - 54	55 - 64	65+	Male	Female	Metro	Regional	Cat owners	Non-owners	House (self-owned)	House (rented)	Apartment
I keep my cat(s) indoors at all times	45%	55%	50%	41%	34%	43%	43%	33%	55%	46%	38%	45%		43%	45%	55%
I keep my cat(s) indoors at night-time only	23%	36%	16%	20%	19%	24%	29%	30%	17%	26%	12%	23%		23%	25%	19%
I let my cat(s) outdoors as it likes	16%	9%	23%	18%	10%	15%	19%	24%	10%	15%	22%	16%		16%	16%	22%
I let my cat(s) outdoors under control (e.g., on lead)	8%	0%	7%	8%	23%	5%	3%	3%	12%	7%	12%	8%		8%	9%	4%
I let my cat(s) outdoors but it can't leave my property	8%	0%	3%	13%	14%	12%	6%	10%	6%	6%	16%	8%		10%	5%	0%
Column n	204	16	56	43	27	34	28	88	115	163	41	204	0	143	43	15



Q4. What are some of the reasons you keep your cat(s) indoors or contained?

Column %	Total	18 – 24	25 - 34	35 - 44	45 - 54	55 - 64	65+	Male	Female	Metro	Regional	Cat owners	Non-owners	House (self-owned)	House (rented)	Apartment
It's important to my cat's safety and wellbeing	85%	74%	87%	85%	76%	94%	89%	84%	85%	84%	91%	85%		85%	93%	61%
It reduces harm to native animals	56%	26%	50%	59%	54%	74%	70%	51%	59%	54%	63%	56%		61%	46%	38%
I don't want my cat being a nuisance to neighbours	55%	31%	50%	59%	50%	71%	64%	52%	56%	58%	39%	55%		61%	44%	35%
I live in a cat containment area	10%	20%	15%	7%	0%	4%	13%	8%	11%	10%	9%	10%		8%	9%	29%
Other (please specify)	5%	0%	5%	5%	5%	3%	12%	4%	5%	3%	13%	5%		6%	0%	0%
Column n	169	14	44	36	24	29	22	65	104	137	32	169	0	119	35	12



Q5. Please tell us why you let your cat(s) outdoors as it likes?

Column %	Total	18 – 24	25 - 34	35 - 44	45 - 54	55 - 64	65+	Male	Female	Metro	Regional	Cat owners	Non-owners	House (self-owned)	House (rented)	Apartment
Keeping my cat indoors would be stressful for my cat	42%	54%	28%	44%	59%	44%	56%	38%	53%	43%	41%	42%		54%	27%	0%
My council doesn't have rules for cat containment	27%	100%	15%	44%	0%	28%	15%	25%	26%	23%	38%	27%		32%	21%	0%
I don't know how to keep my cat contained to my property	24%	54%	29%	27%	41%	0%	15%	23%	27%	30%	7%	24%		26%	14%	34%
I don't believe my cat should be contained to my property	22%	0%	29%	28%	0%	28%	15%	23%	20%	23%	19%	22%		21%	20%	34%
I don't want a litter tray in my home	17%	0%	24%	9%	41%	0%	25%	10%	33%	19%	13%	17%		21%	0%	34%
It's too expensive to modify my home	14%	0%	33%	0%	0%	0%	15%	18%	0%	18%	0%	14%		8%	21%	34%
My home isn't large enough	10%	0%	19%	17%	0%	0%	0%	14%	0%	13%	0%	10%		10%	0%	32%
I live in a rental property and can't make the necessary changes to my home	8%	0%	19%	11%	0%	0%	0%	10%	6%	11%	0%	8%		5%	22%	0%
Other (please specify)	13%	46%	0%	0%	31%	0%	44%	15%	9%	10%	21%	13%		16%	10%	0%
Column n	35	2	12	7	3	5	6	23	11	26	9	35	0	24	8	3



Q6. Are you aware of any stray or community cats in your suburb?

Column %	Total	18 – 24	25 - 34	35 - 44	45 - 54	55 - 64	65+	Male	Female	Metro	Regional	Cat owners	Non-owners	House (self-owned)	House (rented)	Apartment
Yes	37%	42%	39%	35%	29%	47%	29%	38%	35%	35%	42%	41%	34%	39%	33%	30%
No	63%	58%	61%	65%	71%	53%	71%	62%	65%	65%	58%	59%	66%	61%	67%	70%
Column n	607	35	120	120	90	102	140	296	310	485	122	204	403	428	113	51



Q7. Do you feed or care for any cat(s) that you do not own?

Column %	Total	18 – 24	25 - 34	35 - 44	45 - 54	55 - 64	65+	Male	Female	Metro	Regional	Cat owners	Non-owners	House (self-owned)	House (rented)	Apartment
Yes	7%	15%	16%	5%	5%	3%	1%	8%	5%	8%	2%	10%	5%	5%	9%	14%
No	93%	85%	84%	95%	95%	97%	99%	92%	95%	92%	98%	90%	95%	95%	91%	86%
Column n	607	35	120	120	90	102	140	296	310	485	122	204	403	428	113	51



Q8. If yes, why?

Column %	Total	18 – 24	25 - 34	35 - 44	45 - 54	55 - 64	65+	Male	Female	Metro	Regional	Cat owners	Non-owners	House (self-owned)	House (rented)	Apartment
I feel sorry for it	54%	88%	47%	38%	0%	78%	100%	59%	45%	56%	20%	53%	55%	64%	58%	15%
I feel partly responsible for it	44%	77%	49%	44%	0%	0%	0%	62%	18%	45%	20%	37%	50%	42%	25%	76%
I like the interaction	39%	77%	47%	0%	0%	22%	0%	52%	21%	42%	0%	20%	59%	48%	22%	37%
I don't know what to do with it	28%	77%	6%	0%	54%	0%	0%	36%	17%	27%	47%	0%	57%	44%	12%	0%
It is in poor health	14%	12%	14%	30%	0%	22%	0%	12%	18%	14%	20%	23%	5%	8%	25%	14%
Other (please specify)	9%	0%	0%	29%	46%	0%	0%	7%	13%	8%	33%	4%	15%	14%	0%	9%
Column n	36	3	17	7	4	4	1	18	17	33	3	22	14	17	11	8



Q9. Have you experienced nuisance from roaming cats?

Column %	Total	18 – 24	25 - 34	35 - 44	45 - 54	55 - 64	65+	Male	Female	Metro	Regional	Cat owners	Non-owners	House (self-owned)	House (rented)	Apartment
Never	34%	50%	35%	29%	40%	26%	32%	35%	34%	32%	43%	31%	36%	32%	34%	54%
Daily	9%	2%	10%	10%	12%	12%	9%	9%	10%	10%	8%	10%	9%	11%	7%	8%
Weekly	10%	3%	11%	9%	11%	14%	11%	10%	10%	11%	8%	8%	11%	11%	8%	7%
Fortnightly	2%	0%	3%	4%	1%	4%	3%	3%	2%	2%	4%	1%	3%	3%	2%	2%
Monthly	6%	3%	8%	5%	5%	11%	2%	5%	7%	6%	6%	6%	6%	6%	7%	2%
Rarely	38%	42%	34%	44%	31%	34%	43%	38%	38%	39%	32%	44%	35%	38%	41%	26%
Column n	607	35	120	120	90	102	140	296	310	485	122	204	403	428	113	51



Q10. Which nuisance behaviours have you experienced from a roaming cat?

Column %	Total	18 – 24	25 - 34	35 - 44	45 - 54	55 - 64	65+	Male	Female	Metro	Regional	Cat owners	Non-owners	House (self-owned)	House (rented)	Apartment
Wandered onto my property without my permission	63%	67%	53%	69%	70%	66%	57%	64%	63%	63%	63%	60%	65%	67%	58%	41%
Defecated or urinated on my property	53%	58%	35%	45%	66%	55%	61%	55%	52%	55%	44%	40%	60%	57%	50%	34%
Disrupted my peace and comfort (e.g., created unpleasant noises or odours)	41%	35%	40%	52%	42%	48%	29%	43%	39%	40%	47%	37%	43%	42%	42%	35%
Harmed or destroyed native plants or animals	21%	9%	22%	18%	27%	19%	23%	25%	16%	18%	32%	15%	23%	23%	13%	23%
Road hazard (e.g., ran into your path whilst you were driving a vehicle or riding a bike etc.)	20%	27%	31%	27%	28%	13%	6%	22%	19%	19%	23%	21%	20%	18%	24%	34%
Damaged my property	9%	0%	13%	13%	8%	8%	9%	11%	8%	10%	7%	7%	10%	10%	5%	16%
Other (please specify)	9%	3%	6%	4%	9%	15%	11%	8%	9%	8%	10%	14%	6%	9%	6%	4%
Column n	411	19	81	85	54	75	97	202	208	326	85	141	270	304	72	25



Q12. To what extent do you support or oppose the following options for cat management on a state-wide level?

Row %	Strongly support + Support	Strongly support	Support	Neither	Oppose	Strongly oppose	Average	Row n
Cats should be kept on their property overnight	89%	67%	22%	9%	1%	1%	4.5	607
Cats to be easily identified by wearing a collar and identification tag	82%	51%	31%	12%	5%	2%	4.3	607
Rules to prevent cats from being a nuisance	78%	38%	40%	18%	3%	1%	4.1	607
Support for cat owners to adjust to any new rules	74%	32%	42%	17%	5%	3%	3.9	607
Cats should be kept on their property at all times	74%	43%	31%	18%	7%	2%	4.1	607
Cat registration fees to help fund state-wide cat management	73%	40%	32%	15%	7%	5%	4.0	607



Q12. To what extent do you support or oppose the following options for cat management on a state-wide level? (Support NET)

Column %	Total	18 – 24	25 - 34	35 - 44	45 - 54	55 - 64	65+	Male	Female	Metro	Regional	Cat owners	Non-owners	House (self-owned)	House (rented)	Apartment
Cats should be kept on their property overnight	89%	80%	86%	83%	88%	93%	97%	88%	90%	88%	91%	86%	90%	91%	85%	77%
Cats to be easily identified by wearing a collar and identification tag	82%	84%	84%	80%	83%	75%	88%	84%	80%	83%	78%	63%	92%	85%	76%	77%
Rules to prevent cats from being a nuisance	78%	75%	79%	68%	78%	81%	83%	82%	74%	76%	84%	67%	83%	82%	71%	61%
Support for cat owners to adjust to any new rules	74%	72%	82%	78%	66%	68%	77%	72%	77%	76%	68%	75%	74%	75%	70%	74%
Cats should be kept on their property at all times	74%	71%	73%	65%	74%	74%	82%	77%	71%	71%	84%	69%	76%	76%	71%	66%
Cat registration fees to help fund state-wide cat management	73%	77%	76%	66%	66%	74%	77%	78%	68%	73%	72%	49%	84%	74%	74%	55%
Column n	607	35	120	120	90	102	140	296	310	485	122	204	403	428	113	51



Q12. To what extent do you support or oppose the following options for cat management on a state-wide level? (Oppose NET)

Column %	Total	18 – 24	25 - 34	35 - 44	45 - 54	55 - 64	65+	Male	Female	Metro	Regional	Cat owners	Non-owners	House (self-owned)	House (rented)	Apartment
Cats should be kept on their property overnight	2%	1%	3%	4%	2%	2%	1%	3%	1%	2%	3%	4%	2%	3%	2%	2%
Cats to be easily identified by wearing a collar and identification tag	6%	2%	8%	3%	9%	8%	6%	6%	6%	6%	8%	16%	1%	6%	7%	4%
Rules to prevent cats from being a nuisance	5%	2%	6%	10%	4%	3%	3%	5%	4%	5%	2%	9%	2%	4%	5%	3%
Support for cat owners to adjust to any new rules	9%	10%	5%	7%	13%	9%	9%	12%	5%	8%	12%	7%	9%	9%	8%	5%
Cats should be kept on their property at all times	8%	8%	11%	11%	7%	11%	4%	9%	8%	9%	5%	14%	6%	9%	7%	4%
Cat registration fees to help fund state-wide cat management	12%	5%	10%	16%	17%	16%	7%	9%	15%	12%	13%	28%	5%	13%	10%	13%
Column n	607	35	120	120	90	102	140	296	310	485	122	204	403	428	113	51



Q12. To what extent do you support or oppose the following options for cat management on a state-wide level? (Average score)

Average	Total	18 – 24	25 - 34	35 - 44	45 - 54	55 - 64	65+	Male	Female	Metro	Regional	Cat owners	Non-owners	House (self-owned)	House (rented)	Apartment
Cats should be kept on their property overnight	4.5	4.5	4.4	4.3	4.5	4.6	4.7	4.5	4.5	4.5	4.6	4.4	4.6	4.6	4.4	4.2
Cats to be easily identified by wearing a collar and identification tag	4.3	4.2	4.3	4.2	4.3	4.2	4.4	4.3	4.2	4.3	4.1	3.8	4.5	4.3	4.1	4.2
Rules to prevent cats from being a nuisance	4.1	3.9	4.0	3.9	4.1	4.3	4.3	4.2	4.0	4.1	4.2	3.8	4.2	4.2	3.9	3.8
Cats should be kept on their property at all times	4.1	3.9	4.0	3.9	4.1	4.2	4.3	4.1	4.0	4.0	4.3	3.8	4.2	4.1	3.9	3.9
Cat registration fees to help fund state-wide cat management	4.0	4.0	4.0	3.8	3.8	4.0	4.1	4.1	3.8	4.0	4.0	3.3	4.3	4.0	3.9	3.6
Support for cat owners to adjust to any new rules	3.9	3.8	4.1	4.0	3.8	3.9	4.0	3.8	4.0	4.0	3.9	4.0	3.9	3.9	3.8	4.0
Column n	607	35	120	120	90	102	140	296	310	485	122	204	403	428	113	51



Q13. If rules were made to have cats contained to their property, how do you think they should be introduced?

Column %	Total	18 – 24	25 - 34	35 - 44	45 - 54	55 - 64	65+	Male	Female	Metro	Regional	Cat owners	Non-owners	House (self-owned)	House (rented)	Apartment
Phased-in approach – start off keeping cats in overnight, then after a few years, change to making it at all hours	46%	58%	55%	49%	46%	37%	39%	47%	45%	47%	45%	52%	43%	43%	59%	48%
Generational approach – only new cats which are adopted or purchased after a specified date need to be contained	18%	26%	25%	17%	17%	19%	9%	16%	20%	18%	16%	31%	12%	20%	11%	17%
State-wide blanket approach – all cats across the state must be contained from a specific date	36%	16%	20%	34%	36%	44%	51%	37%	35%	35%	39%	17%	45%	37%	29%	35%
Column n	607	35	120	120	90	102	140	296	310	485	122	204	403	428	113	51



Q14. What is a reasonable timeframe for introducing cat containment rules, i e , the time between announcing until taking effect?

Column %	Total	18 – 24	25 - 34	35 - 44	45 - 54	55 - 64	65+	Male	Female	Metro	Regional	Cat owners	Non-owners	House (self-owned)	House (rented)	Apartme nt
Less than 3 years	65%	60%	59%	60%	59%	76%	72%	63%	67%	64%	71%	49%	73%	67%	59%	66%
3 years	19%	34%	30%	16%	16%	15%	12%	20%	18%	20%	15%	28%	15%	16%	30%	19%
5 years	6%	7%	6%	11%	9%	3%	3%	6%	6%	7%	3%	11%	4%	7%	6%	4%
7 years	4%	0%	3%	9%	3%	3%	3%	5%	3%	4%	4%	6%	3%	4%	3%	6%
Other (please specify)	6%	0%	2%	3%	13%	3%	10%	6%	5%	5%	7%	6%	6%	7%	3%	5%
Column n	607	35	120	120	90	102	140	296	310	485	122	204	403	428	113	51



Q16. Household situation:

Column %	Total	18 – 24	25 - 34	35 - 44	45 - 54	55 - 64	65+	Male	Female	Metro	Regional	Cat owners	Non-owners	House (self-owned)	House (rented)	Apartme nt
Single	21%	19%	22%	12%	25%	17%	29%	23%	19%	20%	25%	17%	23%	15%	26%	52%
Couple	38%	10%	44%	20%	18%	50%	65%	35%	40%	38%	37%	32%	41%	41%	28%	33%
Family with children under 14 years	16%	0%	20%	49%	21%	5%	1%	16%	15%	17%	10%	23%	12%	17%	15%	12%
Family with children 14 years and over	17%	40%	5%	13%	31%	20%	4%	15%	18%	17%	18%	18%	16%	21%	11%	0%
Mixed or shared household	7%	29%	6%	4%	3%	8%	1%	9%	5%	6%	10%	11%	5%	5%	18%	3%
Other (specify)	1%	2%	3%	2%	1%	1%	1%	1%	2%	2%	1%	0%	2%	1%	2%	0%
Column n	607	35	120	120	90	102	140	296	310	485	122	204	403	428	113	51



Q17. What type of dwelling do you live in?

Column %	Total	18 – 24	25 - 34	35 - 44	45 - 54	55 - 64	65+	Male	Female	Metro	Regional	Cat owners	Non-owners	House (self-owned)	House (rented)	Apartment
House (self-owned)	70%	68%	54%	74%	78%	69%	75%	72%	69%	70%	71%	67%	72%	100%	0%	0%
House (rented)	19%	24%	30%	15%	16%	23%	11%	17%	21%	19%	22%	24%	17%	0%	100%	0%
Apartment / flat (self-owned)	4%	3%	7%	9%	2%	3%	2%	6%	3%	5%	1%	5%	4%	0%	0%	55%
Apartment / flat (rented)	4%	2%	7%	0%	4%	3%	5%	4%	3%	4%	3%	2%	4%	0%	0%	45%
Retirement home or similar	1%	0%	0%	0%	0%	0%	4%	1%	1%	1%	1%	0%	1%	0%	0%	0%
Other (please specify)	2%	3%	2%	1%	0%	1%	2%	1%	3%	2%	1%	2%	1%	0%	0%	0%
Column n	607	35	120	120	90	102	140	296	310	485	122	204	403	428	113	51



Q18. What annual income bracket would your household fall into?

Column %	Total	18 – 24	25 - 34	35 - 44	45 - 54	55 - 64	65+	Male	Female	Metro	Regional	Cat owners	Non-owners	House (self-owned)	House (rented)	Apartment
Up to \$40,000	18%	13%	8%	3%	13%	24%	37%	19%	17%	17%	21%	13%	20%	16%	14%	30%
\$40,001 to \$70,000	17%	8%	9%	10%	18%	22%	28%	17%	17%	16%	21%	15%	18%	17%	17%	12%
\$70,001 to \$100,000	19%	13%	30%	21%	19%	18%	14%	19%	19%	22%	10%	28%	15%	15%	36%	21%
\$100,001 to \$150,000	15%	19%	23%	25%	19%	10%	1%	17%	13%	15%	14%	14%	16%	18%	8%	8%
Over \$150,000	16%	20%	24%	33%	20%	7%	2%	17%	16%	16%	18%	17%	16%	18%	14%	10%
Don't know / Prefer not to say	14%	27%	6%	8%	10%	19%	18%	11%	18%	14%	16%	13%	15%	15%	10%	19%
Column n	607	35	120	120	90	102	140	296	310	485	122	204	403	428	113	51



Q19. What is the highest level of education you have achieved?

Column %	Total	18 – 24	25 - 34	35 - 44	45 - 54	55 - 64	65+	Male	Female	Metro	Regional	Cat owners	Non-owners	House (self-owned)	House (rented)	Apartment
Primary school	1%	0%	0%	0%	1%	0%	3%	2%	0%	1%	1%	0%	1%	1%	0%	2%
Some secondary school (less than Year 10)	3%	0%	2%	0%	2%	4%	8%	3%	3%	4%	3%	3%	4%	3%	7%	3%
Completed Year 10 (school leavers certificate)	3%	0%	1%	3%	2%	3%	8%	3%	4%	3%	3%	3%	4%	3%	2%	4%
Completed Year 11	6%	0%	3%	2%	5%	12%	12%	5%	7%	7%	5%	4%	7%	6%	8%	7%
Completed Year 12	17%	55%	8%	9%	18%	14%	10%	16%	17%	15%	21%	19%	15%	16%	19%	21%
Part of a Certificate course (I to IV)	3%	0%	2%	6%	4%	4%	1%	2%	4%	3%	2%	4%	2%	3%	1%	2%
Completed a Certificate course (I to IV)	11%	3%	6%	13%	11%	17%	11%	10%	11%	10%	14%	9%	11%	10%	12%	11%
Part of an apprenticeship	0%	0%	1%	0%	0%	0%	0%	0%	0%	0%	0%	0%	0%	0%	1%	0%
Completed an apprenticeship	2%	0%	1%	1%	2%	2%	7%	5%	0%	2%	3%	2%	3%	3%	1%	1%
Part of a Diploma / Advanced Diploma	2%	2%	2%	2%	1%	4%	2%	2%	3%	2%	3%	2%	2%	3%	0%	2%
Completed a Diploma / Advanced Diploma	10%	0%	5%	7%	15%	13%	14%	10%	10%	10%	9%	10%	10%	10%	10%	6%
Part of an Undergraduate degree	6%	29%	7%	5%	3%	0%	1%	7%	5%	4%	14%	5%	6%	7%	3%	0%
Completed an Undergraduate degree	18%	6%	34%	29%	17%	13%	8%	16%	20%	19%	13%	19%	17%	18%	19%	15%
Part of a Postgraduate course	2%	0%	5%	2%	0%	1%	1%	1%	2%	2%	1%	3%	1%	2%	1%	1%
Completed a Postgraduate course	16%	5%	24%	19%	18%	13%	13%	17%	15%	17%	10%	16%	16%	15%	15%	23%
Dont know / Prefer not to say	1%	0%	0%	2%	1%	0%	1%	1%	0%	1%	0%	1%	0%	1%	0%	2%
Column n	607	35	120	120	90	102	140	296	310	485	122	204	403	428	113	51



BANNER

	%	n
Total	100%	607
18 – 24	11%	35
25 - 34	17%	120
35 - 44	16%	120
45 - 54	16%	90
55 - 64	18%	102
65+	22%	140
Male	49%	296
Female	51%	310
Metropolitan Adelaide	80%	485
Regional South Australia	20%	122
Cat owners	33%	204
Non-owners	67%	403
House (self-owned)	70%	428
House (rented)	19%	113
Apartment	8%	51



Appendices



Questionnaire



Dog and Cat Management Board [P/N 220602]

Cat Management Survey

M = Multiple Response S = Single Response
R = Randomly shuffle order of options

Methodology:

Online survey n=600

Target audience

South Australian General Population

80% Metro / 20% Regional

Representative of age and gender



SQ1. In which of the following age ranges do you fall? S

- 1 18 – 24
- 2 25 – 29
- 3 30 – 34
- 4 35 – 39
- 5 40 – 44
- 6 45 – 49
- 7 50 – 54
- 8 55 – 59
- 9 60 – 64
- 10 65 – 69
- 11 70 – 74
- 12 75 – 79
- 13 80+
- 90 Prefer not to say

SQ2. What is your gender? S

- 1 Male
- 2 Female
- 3 Non binary
- 4 Prefer not to say

SQ3. Which region do you live in? S

- 1 Metropolitan Adelaide
- 2 Regional South Australia (including Adelaide Hills and Mount Barker)
- 3 Elsewhere (terminate)

SQ4. Which Council area do you live in? S

- 1 LIST TO BE ADDED WHEN PROGRAMMING
- 2 Unsure / Prefer not to say



Questionnaire



1. Do you own a cat(s)? S

- 1 Yes
- 2 No [GD TD Q6]

[IF Q1=1]

2. How many cats do you own? S

- 1 One only
- 2 Two
- 3 Three
- 4 More than three

[IF Q1=1]

3. Is your cat(s) an indoor or outdoor cat? M

Please select the option/s that describes you best

- 1 I keep my cat(s) indoors at all times
- 2 I keep my cat(s) indoors at night-time only
- 3 I let my cat(s) outdoors as it likes
- 4 I let my cat(s) outdoors under control (e.g., on lead)
- 5 I let my cat(s) outdoors but it can't leave my property

[IF Q3=1-2 or 4-5]

4. What are some of the reasons you keep your cat(s) indoors or contained? M

Please select all that apply

- 1 I live in a cat containment area
- 2 It reduces harm to native animals
- 3 It's important to my cat's safety and wellbeing
- 4 I don't want my cat being a nuisance to neighbours
- 5 Other (please specify)



[IF Q3=3]

5. Please tell us why you let your cat(s) outdoors as it likes? M

Please select all that apply

- 1 My home isn't large enough.
- 2 It's too expensive to modify my home.
- 3 I live in a rental property and can't make the necessary changes to my home
- 4 I don't want a litter tray in my home
- 5 My council doesn't have rules for cat containment.
- 6 I don't know how to keep my cat contained to my property
- 7 I don't believe my cat should be contained to my property
- 8 Keeping my cat indoors would be stressful for my cat
- 9 Other (please specify)

The next set of questions relate to stray and community cats which are not cared for by an identifiable owner

6. Are you aware of any stray or community cats in your suburb? S

- 1 Yes
- 2 No

7. Do you feed or care for any cat(s) that you do not own? S

- 1 Yes
- 2 No

[IF Q7=1]

8. If yes, why? M

Please select all that apply

- 1 It is in poor health
- 2 I feel partly responsible for it
- 3 I feel sorry for it
- 4 I like the interaction
- 5 I don't know what to do with it
- 6 Other (please specify)

9. Have you experienced nuisance from roaming cats? S

- 1 Never
- 2 Daily
- 3 Weekly
- 4 Fortnightly
- 5 Monthly



Questionnaire



6 | Rarely

10. Which nuisance behaviours have you experienced from a roaming cat? M + R

- 1 | Wandered onto my property without my permission
- 2 | Damaged my property
- 3 | Disrupted my peace and comfort (e.g., created unpleasant noises or odours)
- 4 | Harmed or destroyed native plants or animals
- 5 | Defecated or urinated on my property
- 6 | Road hazard (e.g., ran into your path whilst you were driving a vehicle or riding a bike etc.)
- 7 | Other (please specify)

11. In your opinion, are there any aspects of cat ownership which should have stricter rules?

- 1 | OPEN

The next set of questions relate to cat containment.

12. To what extent do you support or oppose the following options for cat management on a state-wide level? S

PN: Row order not to be randomised

	Strongly support	Support	Neither	Oppose	Strongly oppose
Cats should be kept on their property at all times	5	4	3	2	1
Cats should be kept on their property overnight	5	4	3	2	1
Rules to prevent cats from being a nuisance	5	4	3	2	1
Cat registration fees to help fund state-wide cat management					
Cats to be easily identified by wearing a collar and identification tag	5	4	3	2	1
Support for cat owners to adjust to any new rules	5	4	3	2	1

Square Holes Pty Ltd

13. If rules were made to have cats contained to their property, how do you think they should be introduced? S

- 1 | Phased-in approach – start off keeping cats in overnight, then after a few years, change to making it at all hours
- 2 | Generational approach – only new cats which are adopted or purchased after a specified date need to be contained
- 3 | State-wide blanket approach – all cats across the state must be contained from a specific date

14. What is a reasonable timeframe for introducing cat containment rules, i.e., the time between announcing until taking effect?

- 1 | Less than 3 years
- 2 | 3 years
- 3 | 5 years
- 4 | 7 years
- 5 | Other (please specify)

15. Do you have any concerns or issues with the concept of cat containment which you would like to address?

- 1 | OPEN

Now just a few details about yourself for analysis purposes.

16. Household situation:

- 1 | Single
- 2 | Couple
- 3 | Family with children under 14 years
- 4 | Family with children 14 years and over
- 5 | Mixed or shared household
- 12 | Other (specify)

17. What type of dwelling do you live in?

- 1 | House (self-owned)
- 2 | House (rented)
- 3 | Apartment / flat (self-owned)
- 4 | Apartment / flat (rented)
- 5 | Retirement home or similar
- 6 | Other (please specify)

Square Holes Pty Ltd



Questionnaire



18. What annual income bracket would your household fall into?

- 1 Up to \$40,000
- 3 \$40,001 to \$70,000
- 5 \$70,001 to \$100,000
- 6 \$100,001 to \$150,000
- 7 Over \$150,000
- 99 Don't know

19. What is the highest level of education you have achieved?

- 1 Primary school
- 2 Some secondary school (less than Year 10)
- 3 Completed Year 10 (school leaver's certificate)
- 4 Completed Year 11
- 5 Completed Year 12
- 6 Part of a Certificate course (I to IV)
- 7 Completed a Certificate course (I to IV)
- 8 Part of an apprenticeship
- 9 Completed an apprenticeship
- 10 Part of a Diploma / Advanced Diploma
- 11 Completed a Diploma / Advanced Diploma
- 12 Part of an Undergraduate degree
- 13 Completed an Undergraduate degree
- 14 Part of a Postgraduate course
- 14 Completed a Postgraduate course
- 99 Don't know

Thank you, very much for your time, your responses are greatly appreciated.



Square Holes

Jason Dunstone [Managing Director] | jason@squareholes.com

Square Holes Pty Ltd

8-10 Regent Street Nth, Adelaide 5000

www.squareholes.com

1800 038 257

Job No.: 220602