


# 2014 Regional Report Card

## Is the productivity of our primary industries improving?

The success and productivity of our agriculture, fisheries and forestry industries depend upon the health and sustainable management of our natural resources.

This report card uses Total Factor Productivity (TFP, calculated by [ABARES](#)) as a measure of the efficiency of our cropping (\$0.5 billion Gross Value of Production in 2011) and livestock (\$0.5 billion GVP) industries in the South Australian Murray-Darling Basin NRM region. TFP measures the values of the total goods that industries produce relative to inputs they use (e.g. labour, land and capital).

Total factor productivity information is not currently available for some large industries in South Australia: horticulture (worth \$1.3 billion GVP in 2011), fisheries (\$0.4 billion GVP in 2010) or forestry (\$0.2 billion GVP in 2010). The management of fish stocks in South Australia is summarised in a [separate](#) report.

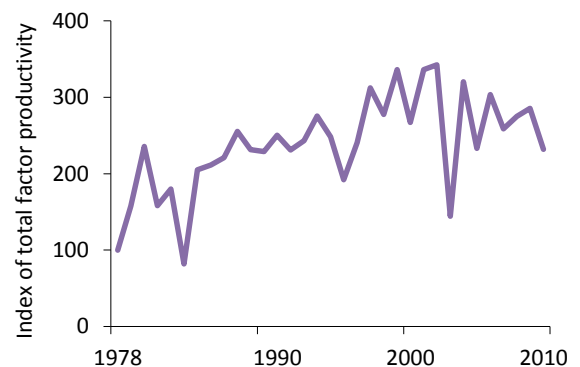


**State target**  
Maintain the productive capacity of our natural resources

**Trend (1994–2010)** Stable Cropping and livestock productivity was almost stable between 1994–2010

TFP is influenced by rainfall and demand for commodities, but investment in agricultural research and development drives long term trends. TFP increases (1978-2010) resulted from advances in technology in plant and animal breeding, improved crop rotations, advances in machinery, the introduction of no till techniques and improved irrigation. These changes have improved the condition of our land and water resources.

From 1978 to 2010, the TFP growth of our cropping and livestock industries averaged 2.0 per cent each year in the SA Murray-Darling Basin NRM region, exceeding the national average of 1.2 per cent (graph on right). Consistent with national trends, the rate of TFP growth in the NRM region was almost stable (0.2 per cent each year) between 1994 and 2010 (graph on right).

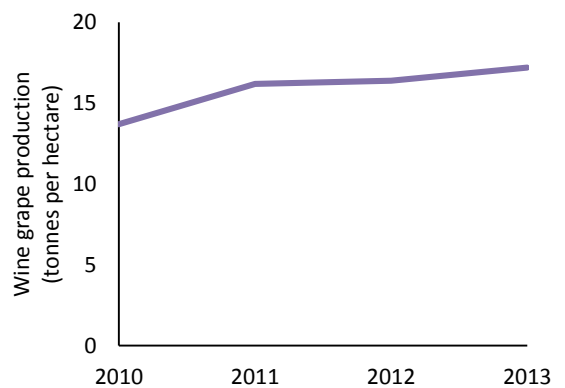


**Where we are at (2013)** Good The value of cropping and livestock production is at or near record highs

To aid the interpretation of TFP, the graph on the right shows the output per hectare of the wine grape industry in the SA Murray-Darling Basin NRM region. The wine grape industry has increased in production in recent years.

[Climate change](#) is increasing pressure on our land managers to maintain productivity and increase moisture efficiency.

It is not clear what will provide the next boost to productivity, but management of our natural resources remains important. Government and industry invest in research and development so that we can produce more with less and manage the impacts of land use planning, balance the need for land between conservation and production, maintain soil fertility, manage fisheries and the supply of irrigation water. For example, the [New Horizon](#) program undertaking research to increase soil productivity.



**Reliability of information** ★★★★★ Very good for our cropping and livestock industries

**Further information:** [Technical information for this report](#), [Why has productivity slowed since 1994?](#), [How does climate affect productivity?](#), [What drives productivity?](#)