


2014 Regional Snapshot

Is the productivity of our primary industries improving?

The success and productivity of our agriculture, fisheries and forestry industries depend upon the health and sustainable management of our natural resources.

This report card uses Total Factor Productivity (TFP, calculated by ABARES) as a measure of the efficiency of our cropping (\$0.8 billion Gross Value of Production in 2011) and livestock (\$0.1 billion GVP) industries in the Eyre Peninsula NRM region. TFP measures the values of the total goods that industries produce relative to inputs they use (e.g. labour, land and capital).

Total factor productivity information is not currently available for South Australia's horticulture (\$1.3 billion GVP in 2011), fisheries (\$0.4 billion GVP in 2010) or forestry (\$0.2 billion GVP in 2010) industries. The management of our fish stocks is summarised in a [separate](#) report.



State target :

Maintain the productive capacity of our natural resources

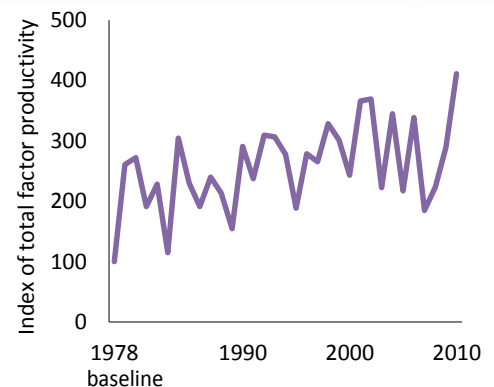
Trend (1994–2010)

Stable

Cropping and livestock productivity was almost stable between 1994 and 2010

TFP is influenced by rainfall and demand for commodities, but investment in agricultural research and development drives long term trends. TFP increases (1978–2010) resulted from advances in technology in plant and animal breeding, improved crop rotations, advances in machinery, the introduction of no till techniques and improved irrigation. These changes have improved the condition of our land and water resources.

From 1978 to 2010, the TFP growth of our cropping and livestock industries averaged 1.6 per cent each year in the Eyre Peninsula NRM region, exceeding the national average of 1.2 per cent (graph on right). Consistent with national trends, the rate of TFP growth in the NRM region was almost stable (0.6 per cent) between 1994 and 2010 (graph on right).



Where we are at (2014)

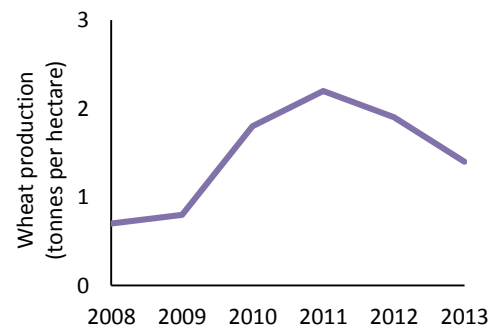
Good

The value of cropping and livestock production is at or near record highs

To aid the interpretation of TFP, the graph on the right shows the output per hectare of the wheat industry in the Eyre Peninsula NRM region. The wheat industry has increased its productivity since the 1970s, reaching record levels in recent years.

[Climate change](#) is increasing pressure on our land managers to maintain productivity and increase moisture efficiency.

It is not clear what will provide the next boost to productivity, but management of our natural resources remains important. Government and industry invest in research and development so that we can produce more with less and manage the impacts of land use planning, balance the need for land between conservation and production, maintain soil fertility, manage fisheries and the supply of irrigation water. For example, the [New Horizon](#) program undertaking research to increase soil productivity



Reliability of information



Very good for our cropping and livestock industries

Further information:

[Technical information for this report](#), [Why has productivity slowed since 1994?](#), [How does climate affect productivity?](#), [What drives productivity?](#)